

# FERULAC Valencia PEEL

FOR EVEN BETTER RESULTS,  
YOU MAY **COMBINE**  
THE TREATMENT WITH THE NEW  
PRODUCTS OF THE RANGE  
**3-RETISES**

## 3 · RETISES CT

Yellow peel

for all skin types

**Ampoules:** 3vitC System (ascorbil & Ethil vitC & magnesium ascorbil phosphate)

**Sachets:** 4% free retinol + retinal liposomes & retinil & hyaluronic acid & zinc



## 3 · RETISES

Nanopeel 1% gel

for sensitive skin

1% 3-retinol system liposomed

### GREATER ANTI-WRINKLE POWER

- ✓ Stimulates the Collagen Induction Therapy (activates EGF & TGF-β2).
- ✓ Reduces the collagenase activity.
- ✓ Stimulates the proliferation of fibroblast.

### GREATER DEPIGMENTING POWER

- ✓ Modulates the hyperactivity of the melanocyte.
- ✓ Helps a steadier diffusion of melanin.

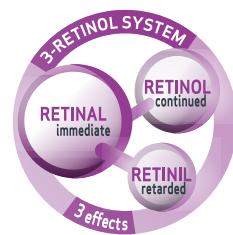
### GREATER TOLERANCE

- ✓ Slow, gradual release of the active ingredient in the skin.
- ✓ Improves the barrier function.
- ✓ Quickly restores the stratum corneum.

## EXCLUSIVE FORMULA WORLDWIDE

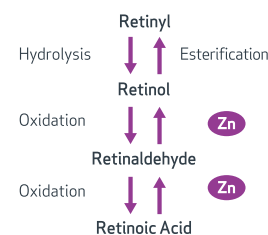
### 3-RETINOL SYSTEM

3 types of retinoids with with different speeds of action.



### ZINC

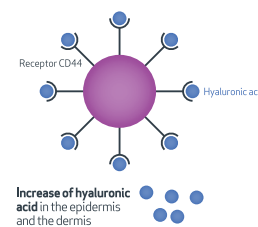
Enables the conversion of retinoic acid.



### HYALURONIC ACID

its combination with retinoids promotes the production of new hyaluronic acid.

HYALURONIC ACID (5KDA) + 3-RETINOL SYSTEM  
Increases the HAF setting in the receptors CD44



## BIBLIOGRAPHY

1. Lin FH, Lin JY, Gupta RD et al. Ferulic acid a solution of vitamins C and E and doubles its photoprotection of skin. J Invest Dermatol. 2005;125(4).
2. Oresajo C, Stephens T, Hino PD et al. Protective effects of topical antioxidant mixture containing vitamin C, ferulic acid, and phloretin against ultraviolet-induced photodamage in human skin. Cosmet Dermatol. 2008; 7(4): 290-297.
3. Funasaka Y, Komoto M, Ichihashi M. Depigmenting effect of alpha-tocopheryl ferulate on normal human melanocytes. Pigment Cell Res. 2000;13 Suppl 8:170-174.
4. Shirota S, Miyazaki K, Aiyama R, et al Tyrosinase inhibitors from crude drugs. Biol Pharm Bull. 1994 Feb;17(2):266
5. Farris PK. Topical vitamin C: a useful agent for treating photoaging and other dermatologic conditions. Dermatol Surg. 2005; 31:814-7; discussion 18.
6. Nusgens BV, Humbert P, Rougier A, et al. Topically applied vitamin C enhances the mRNA level of collagens I and III, their processing enzymes and tissue inhibitor of matrix metalloproteinase 1 in the human dermis. J Invest Dermatol. 2001; 116:853-9.
7. Fitzpatrick RE, Rostan EF. Double-blind, half-face study comparing topical vitamin C and vehicle for rejuvenation of photodamage. Dermatol Surg. 2002; 28:231-6.
8. Huber C, Christophers E. "keratolytic" effect of salicylic acid. Arch Dermatol Res. 1977 Jan 31; 257(3): 293-7.

# FERULAC Valencia PEEL

Synergy of antioxidant and keratolytic active ingredients  
to put an end to **photodamage** in face, neckline and hands

## FERULAC Valencia PEEL

Face & neckline photodamage  
Fotodaño en cara y escote

10% Trichloroacetic acid /  
Ácido tricloroacético  
6% Ferulic acid / Ácido ferúlico  
1% Vitamin C / Vitamina C

PROFESSIONAL USE

50 ml e  
1.7 fl. oz

medi+derma



## FERULAC Valencia PEEL

Face & neckline photodamage  
Fotodaño en cara y escote

10% Trichloroacetic acid / Ácido tricloroacético  
6% Ferulic acid / Ácido ferúlico  
1% Vitamin C / Vitamina C

PROFESSIONAL USE

50 ml e 1.7 fl. oz

medi+derma

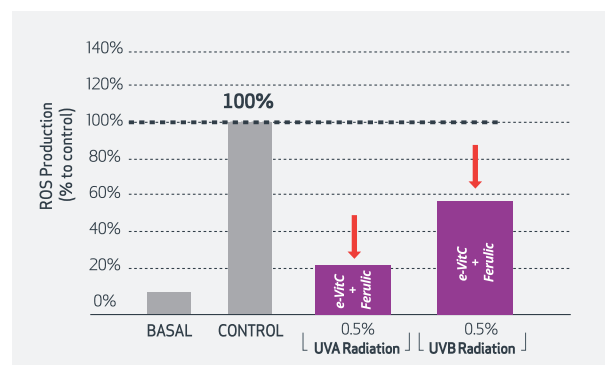
Enhances results, reducing adverse effects

## SYNERGIC ACTIVITY OF THE FOLLOWING INGREDIENTS

### FERULIC ACID & VITAMIN C (e-VitC)

✓ **Higher ANTIOXIDANT strength** (1,2,5,7)

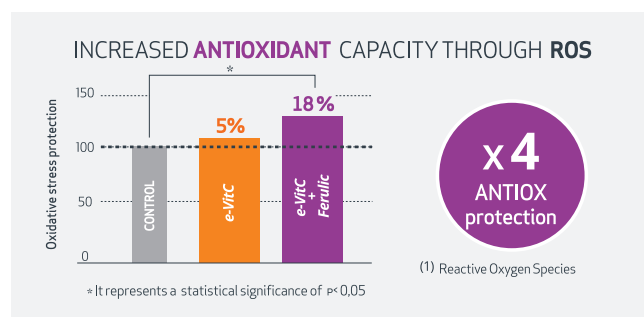
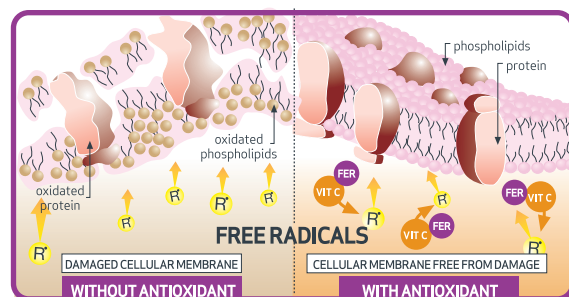
- Protects skin from photo-damage and reduces up to **40%** of the thymine dimers from the cells DNA.



**80%**  
ROS reduction  
(exposure to UVA)

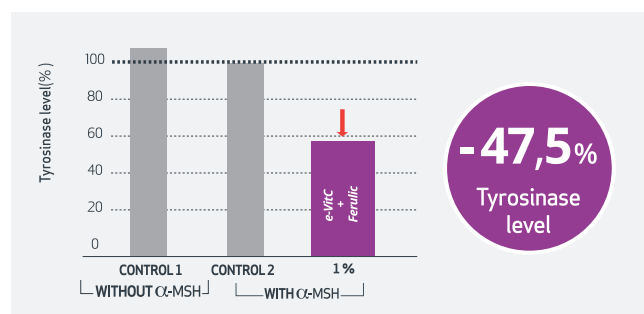
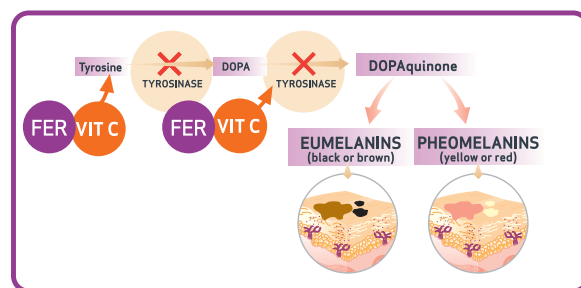
**45%**  
ROS reduction  
(exposure to UVB)

- Neutralizes the action of free-radicals.



✓ **Higher DEPIGMENTING strength** (3,4)

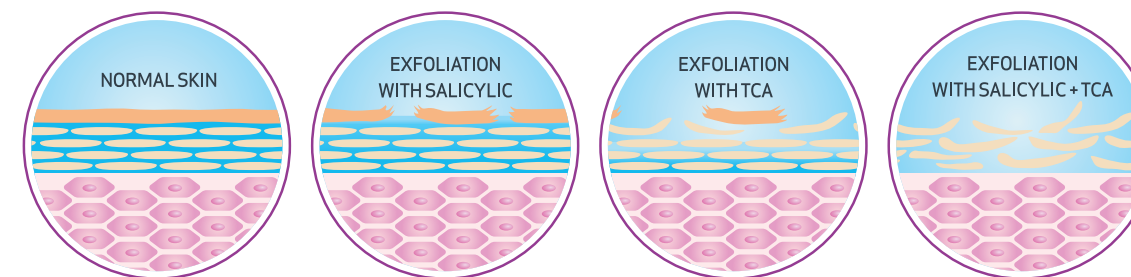
- Inhibits the activity of tyrosinase.



### TCA & SALICYLIC ACID

✓ **Higher KERATOLYTIC strength** (8)


- Dissolves the matter that keeps the cells together in the corneum stratum.
- Shifts the epidermis cells.
- Stimulates epidermic exchange.



### FERULIC ACID & VITAMIN C (e-VitC) & TCA & SALICYLIC ACID

✓ **Higher ANTI-AGEING strength** (5,6,7)

- Stimulation of new collagen, elastin and hyaluronic acid.



✓ **Higher TOLERANCE**

- Lesser irritation and redness without risk of hyperpigmentation.
- Suitable for ALL SKIN TYPES.

